

Spoken Tutorial

Creating simple geometry in OpenFOAM

Talk to a Teacher

<http://www.sakshat.ac.in>

National Mission on Education through ICT

<http://spoken-tutorial.org>

Rahul Joshi

Date: 22 March, 2012



Talk to a Teacher

Learning Objectives

- How to create a simple geometry



Talk to a Teacher

Learning Objectives

- How to create a simple geometry



Talk to a Teacher

Learning Objectives

- How to create a simple geometry
- How to view geometry in paraview



Talk to a Teacher

System Requirement

- Linux Operating System Ubuntu version 10.04



Talk to a Teacher

System Requirement

- **Linux Operating System Ubuntu version 10.04**



Talk to a Teacher

System Requirement

- **Linux Operating System Ubuntu version 10.04**
- **OpenFOAM version 2.1.0**



Talk to a Teacher

System Requirement

- **Linux Operating System Ubuntu version 10.04**
- **OpenFOAM version 2.1.0**



Talk to a Teacher

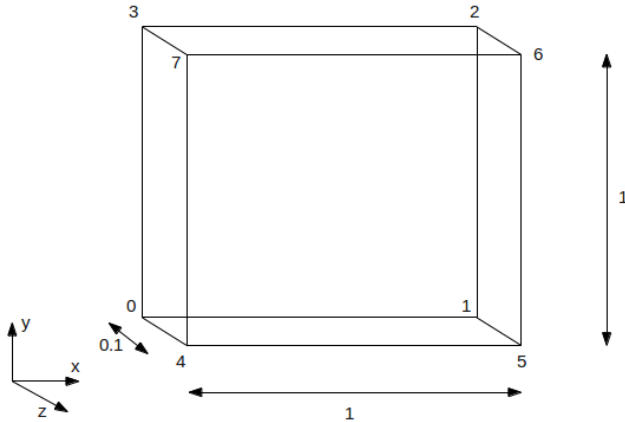
System Requirement

- **Linux Operating System Ubuntu version 10.04**
- **OpenFOAM version 2.1.0**
- **ParaView version 3.12.0**

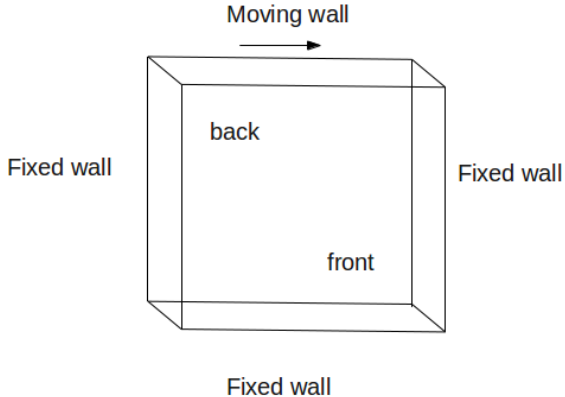


Talk to a Teacher

Geometry

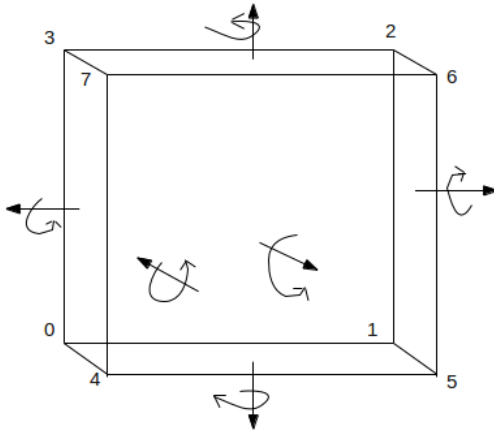


Geometry



Talk to a Teacher

Geometry



Talk to a Teacher

Summary

- In this tutorial we learnt



Talk to a Teacher

Summary

- In this tutorial we learnt



Talk to a Teacher

Summary

- In this tutorial we learnt
 - Creating a simple geometry in OpenFOAM



Talk to a Teacher

Summary

- In this tutorial we learnt
 - Creating a simple geometry in OpenFOAM



Talk to a Teacher

Summary

- In this tutorial we learnt
 - Creating a simple geometry in OpenFOAM
 - Viewing the geometry in paraview



Talk to a Teacher

Assignment

- Change the dimension of lid driven cavity



Talk to a Teacher

Assignment

- **Change the dimension of lid driven cavity**



Talk to a Teacher

Assignment

- Change the dimension of lid driven cavity
- Change the grid size to (50 50 1)



Talk to a Teacher

Assignment

- **Change the dimension of lid driven cavity**
- **Change the grid size to (50 50 1)**



Talk to a Teacher

Assignment

- Change the dimension of lid driven cavity
- Change the grid size to (50 50 1)
- View the geometry in paraview



Talk to a Teacher

About the Spoken Tutorial Project

- Watch the video available at http://spoken-tutorial.org/What_is_a_Spoken_Tutorial
- It summarises the Spoken Tutorial project
- If you do not have good bandwidth, you can download and watch it



Talk to a Teacher

Spoken Tutorial Workshops

The Spoken Tutorial Project Team

- Conducts workshops using spoken tutorials
- Gives certificates to those who pass an online test
- For more details, please write to contact@spoken-tutorial.org



Talk to a Teacher

Acknowledgements

- Spoken Tutorial Project is a part of the Talk to a Teacher project
- It is supported by the National Mission on Education through ICT, MHRD, Government of India
- More information on this Mission is available at

<http://spoken-tutorial.org/NMEICT-Intro>



Talk to a Teacher