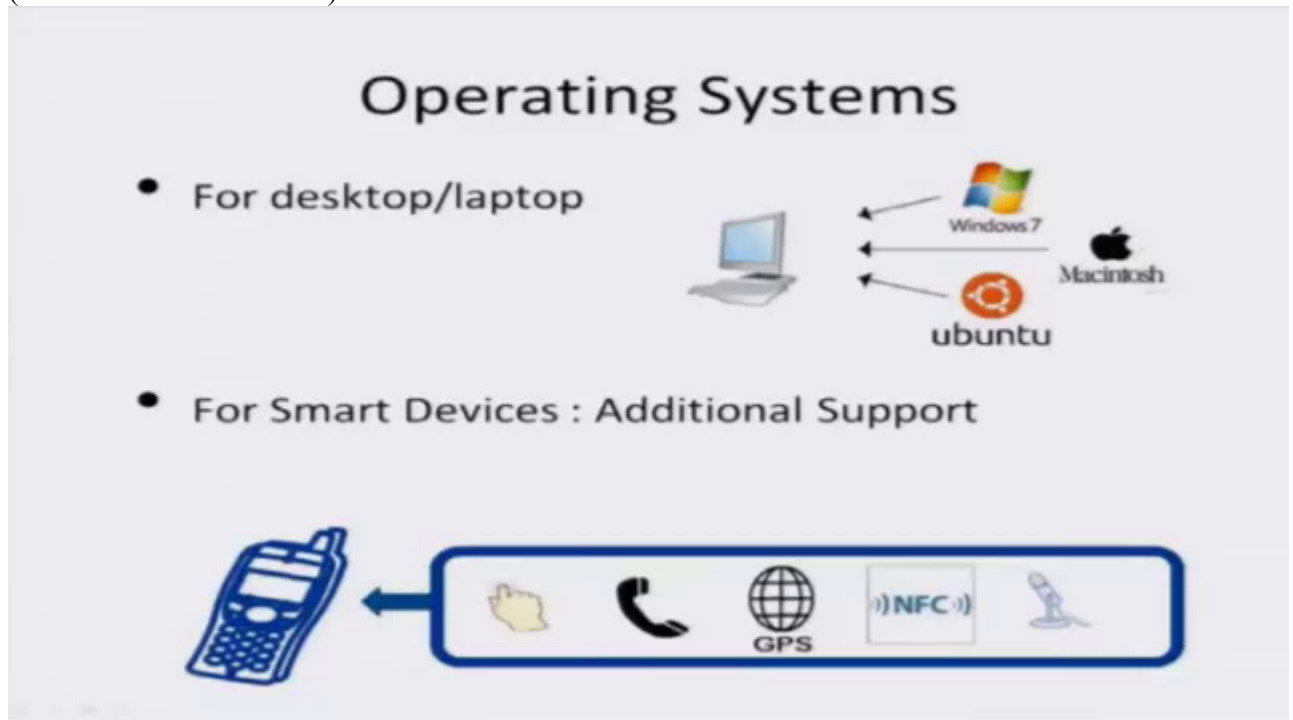


## Introduction to Android Platform

Sumit Kalra

Hello everyone. Welcome back to the course. I'm Sumit Kalra from Indian Institute of Technology, Kanpur. And this lecture is about Introduction to Android Platform. So in this lecture we will be talking about what is Android. What makes it so special for running on mobile devices and then what all features it is having? What is the security model? What is the app model? So let's begin.

(Refer Slide Time: 00:31)



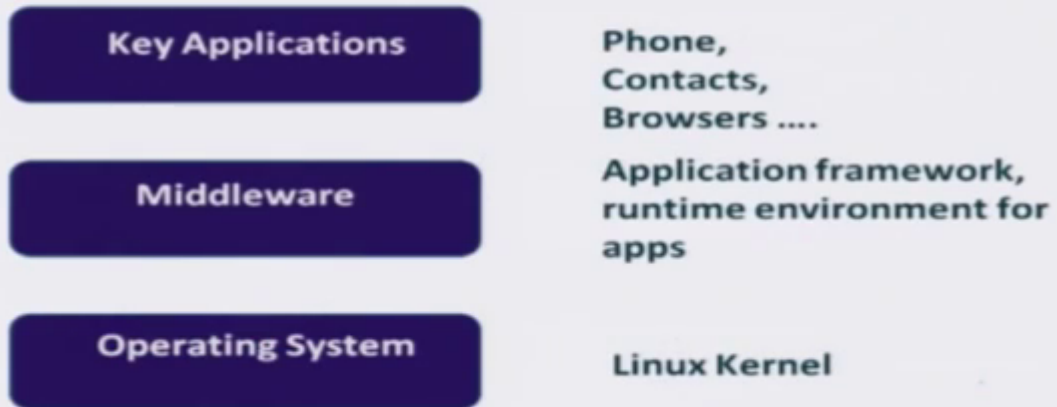
So what is operating system? It allows to manage hardware resources, shared them between different hardwares. So we have been seeing lots of operating systems running on desktop, laptop which includes Windows 7, Mac and Ubuntu, but for mobile devices we have additional sensors like we have touch screen, we have cellular functionality like calling, SMS, so we have location management such as Global Positioning System and then we have more communication protocols like Near Field Communication and Bluetooth and then we have sensors, these sensors vary from microphone to camera to accelerometer and lot more, so mobile operating system needs to support all these additional devices.

(Refer Slide Time: 01:20)

# What is Android ?



- Software stack for mobile devices



So Android is such kind of operating system which runs on mobile devices and it supports all these additional drivers. So what is Android? It's a software stack and main components are operating system, middleware and key applications. So operating system is Linux Kernel which supports the hardware libraries which allows us to interface with hardwares and communicate with them. And then in Middleware we have application framework which allows to develop applications and then the runtime environment which allows to execute those applications. Then we have applications running on these framework and operating system which includes phone, contacts, browsers and many more (Refer Slide Time: 02:07)

## Open Handset Alliance (OHA)

- Consortium of 84 firms to develop open standards for mobile devices



\*Image source: <http://androidland.pl/android-news/pomajscie-open-handset-alliance/>

Little bit about Android history. So Open Handset Alliance, it's founded in 2007 out of 47 companies. Currently, this consortium have 84 companies. So goal is to develop open standards for mobile devices. What do mean by open standards? So we have multiple mobile devices with varying capability. So goal is to develop a common operating system which can support all these variable devices capabilities. So in this consortium we have various companies mobile operators, Vodafone, we have semi-conductor companies like Intel, Nvidia. We have software companies like eBay, Google. We haven't said manufacturers like Samsung, LG, Toshiba and there are many more commercial companies like Noser. So goal is to have open philosophy for developing a common platform to run on all these variable mobile devices.

(Refer Slide Time: 03:08)

## Why Android ?

- One billion active devices including phones and tablets
  - 1 Million+ daily activation
- Open
  - Open Source
  - Users control their experience, install applications
  - Developers do not need any permissions/license for developing and delivering applications



So, why Android? So if we look at current market of Android there are more than 1 billion active devices and the rate is increasing with more than 1 million daily activations of new devices. So idea behind open philosophies to have open access to all the features of Android. So Android is open source. So it means we can download Android code, modify it and recompile it, use it. Then from user perspective also we have a final control over their experience. So user can control their experience and they can install any number of applications and uninstall them. So they can extend the functionality of basic Android platform as per they need. Then from developer perspective also we do not need any permission and license for developing and delivering the applications.

(Refer Slide Time: 00:14)

# Android Versions

- Android versions are named after desserts and are alphabetically ordered



So Android founded in 2007 and since then we have till know many versions, so started from Android 1.0 to Android 5.0 and if we look at the versions names like Android, then beta came, then cupcake, donut, eclair, Froyo, gingerbread, honeycomb, ice cream sandwich, jelly bean, kitkat and lollipop. Interesting thing about all these was version names are that they are named after some desert and they are in alphabetically-ordered. So lollipop is the latest version. Having all these various versions what is the update process from previous version to next version.

(Refer Slide Time: 04:44)

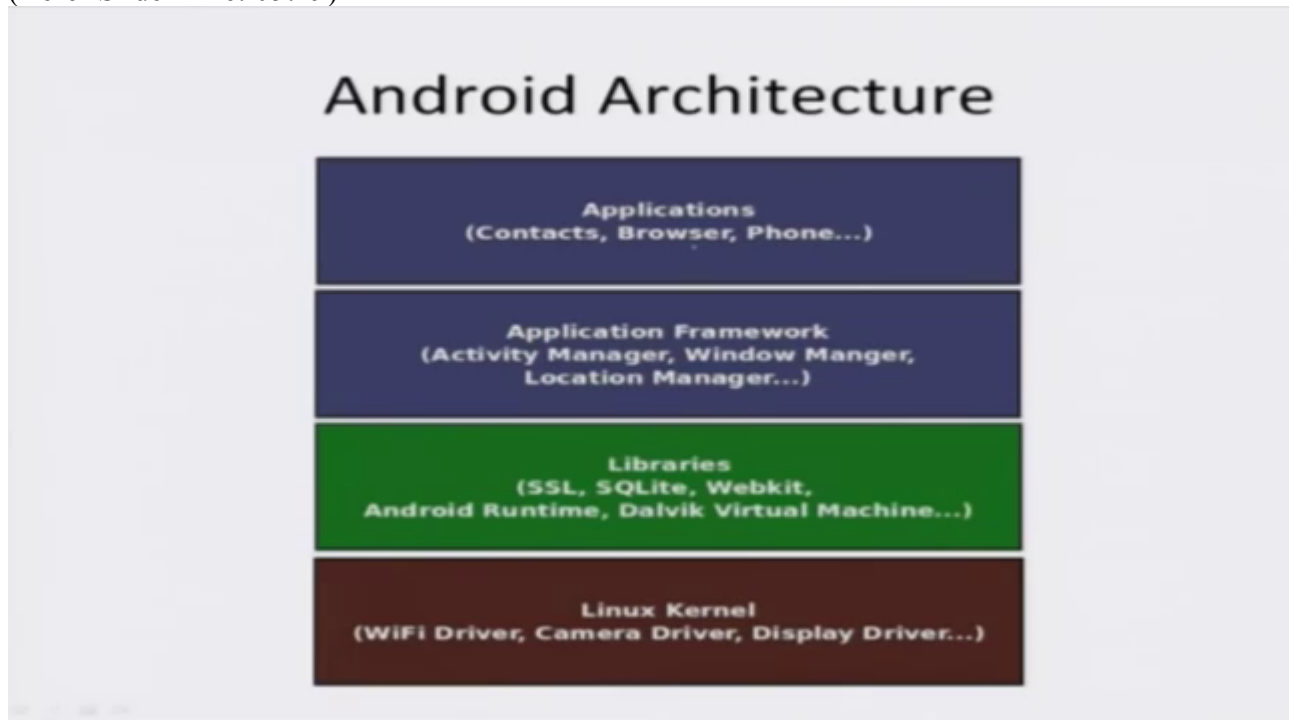
# Update Process

- Google releases the Android
  - The code is ready for flagship devices of google (Google Nexus)
- For other devices, updates are released by their manufacturers (Samsung, LG etc.)
  - Need to configure the new version for device capabilities, manufacturer apps
  - Updates for old devices might not be available soon, (not a priority for manufacture)

Google releases the Android version and these versions are ready to use for flagship devices of Google comes under the tag Google Nexus and for other manufacturers like Samsung,

Toshiba, LG they need to configure the newer version for their devices and for their manufacturer applications. So for older devices manufacturers may not give the updates very soon because the priority for manufacturer is to releasing new devices not supporting the older devices. Why it's necessary to know update process of Android? Because if we want to have access of latest features of Android we should go for flagship devices.

(Refer Slide Time: 05:29)



So let's look at Android architecture which is layered. Bottom layer is Linux kernel which provides access to hardware drivers like Wi-Fi drivers, camera, display and many more. Then we have libraries which are general-purpose like SSL, Secure Socket Layer, then we have SQLite database, we have Webkit, open source, web browser engine. We have Android runtime, dalvik virtual machine which provides the runtime environment for the applications, so Android runtime is the enhanced version of dalvik virtual machine. In newer Android versions Android runtime replaces dalvik virtual machines.

Then we have application framework consists of Activity Manager which is responsible for handling lifecycle of activities like opening them, closing them. Then we have Window Manager which is responsible for transition between Windows, animation and what to display and how to display. And then we have Location Manager which is responsible for providing services related to locations and updates. Then we have applications which runs on Application Framework like contacts, browser, phone and many more. From the programming language perspectives bottom most layer is written in C. Libraries are written in C/C++. Application framework written in Java and applications are also returning Java. So applications are varying from contacts to browsers to phone. So let's look at the applications in more detail.

(Refer Slide Time: 07:07)

# Android Apps

- Applications for Android platform
  - App Model vs Web
  - More than 1.4 million Apps



Angry Birds



Duolingo



Facebook



Twitter



Maps

- All apps are equal
  - Run in a sandbox given by Android runtime environment
- Where do we get them?

Android applications mainly known as apps. We can compare the application model with the web. In web model we do not need to install any applications on our operating system. We just use the web browser and run those applications. Example is, Microsoft Office versus Google Docs. Google Docs is a web browser application. We do not need to install anything to use the Google Docs, but using Microsoft Office we first need to install the Microsoft Office on a operating system.

Similarly with apps we need to install them on our operating system. And there are more than 1.4 million apps and these apps vary from different fields like gaming Angry Birds, educational applications like duolingo, for learning languages. Then we have social networking applications like Facebook, Twitter and some utilities like maps. All apps are equal and they run in sandbox environment. So these applications do not interfere with each other. So they cannot impact the performance of each other. So it's separate out the concern of security from having interference from other applications. Where do we get all these applications?

(Refer Slide Time: 08:15)

# App Stores

- Repository for apps



- Google Play:  
~ 1.4 million apps and ~50 billion downloads

So where do we get all these applications. So we have some online repositories of applications like Google Play, Amazon app install for Android and third-party repositories like AndroidPIT and GetJar. These repositories vary in sense, they have different review process, some repositories provide application support for different operating system not only for Android like Apple iOS and Windows Mobile's. The largest repository is the Google Play which consists of 1.4 million apps. And till now we have more than 50 billion downloads. (Refer Slide Time: 08:49)

# Android Permissions



- 100+ permissions to protect sensitive resources
- User needs to grant these permissions explicitly to the apps

So now we will look at the security aspect of Android. So if we look at our current smartphone devices we have sensitive informations like we have files on our device. We have call data. We have contacts. We have our location history. And we have pictures and many

other private documents. So there are 100 plus permissions provided by Android and these permissions are need to be granted explicitly from the user for any applications to use them their sensitive information. So in summary we have looked at the Android. How it's different from that traditional operating system and what is the architecture of Android? What all the main components. And what is the update process of various versions of Android. And what is the application model and security model. Thank you.