

Patent Drafting for Beginners
Prof. Feroz Ali
Department of Humanities and Social Sciences
Indian Institute of Technology, Madras

Lecture - 03
Field of Invention

Field of the invention, we had already mentioned that the background of the invention would cover two broad parts; one is the field of the invention, which is just an introductory statement as to what the invention is which normally begins with the words the invention relates to and the second part is the description of the prior art.

(Refer Slide Time: 00:42)

The screenshot displays the inPASS website interface. The main content area shows the following patent details:

- Patent Search** (selected tab)
- Patent Search** | Patent Register | Application Status | Help
- Invention Title:** METHOD AND APPARATUS FOR TRANSFERRING DIGITAL CONTENT FROM A PERSONAL COMPUTER TO A MOBILE HANDSET
- Publication Number:** 512017
- Publication Date:** 22/12/2017
- Publication Type:** ISA
- Application Number:** 20174809548
- Application Filing Date:** 14/12/2017
- Priority Number:** U.S.A./10786711
- Priority Country:** U.S.A.
- Priority Date:** 22/04/2007
- Field Of Invention:** (H1)COMPUTER SCIENCE
- Classification (IPC):** G06F15/16;H04L29/08

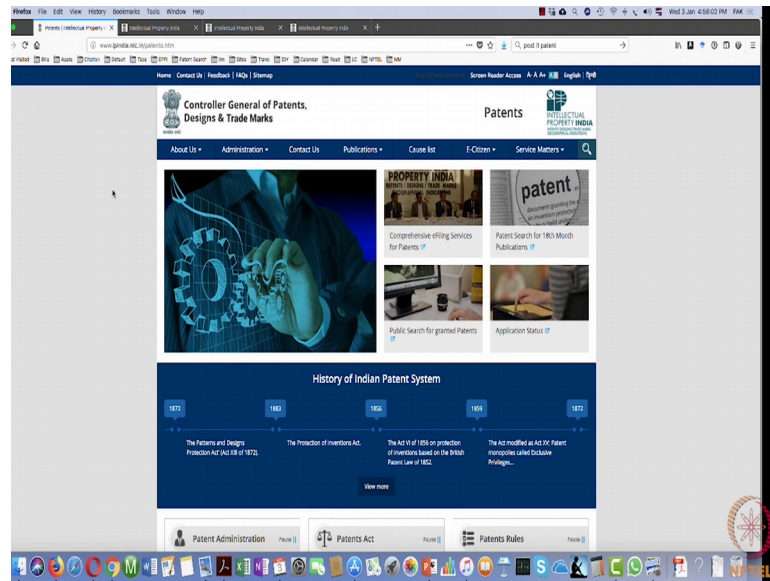
Inventor

Name	Address	Country	Nationality
HQ. Edsall	955 Amarillo Avenue, Palo Alto, CA 94303, United States of America.	U.S.A.	U.S.A.
Will King Sun	4006 Sargent Avenue, Castro Valley, CA 94546, United States of America.	U.S.A.	U.S.A.

Applicant

Name	Address	Country	Nationality
------	---------	---------	-------------

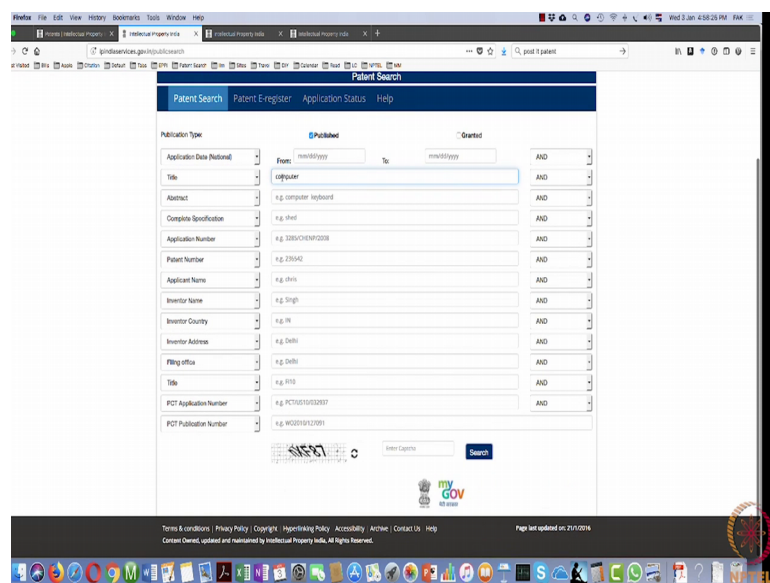
(Refer Slide Time: 00:46)



Now, in the field of invention we would like to show you how you could search for the patents; in the patent office website and how the field of invention is important in doing that search. Now if you come to that patent office website, you will find on the home page on patents; there is a search where you can you can search for the published patent applications.

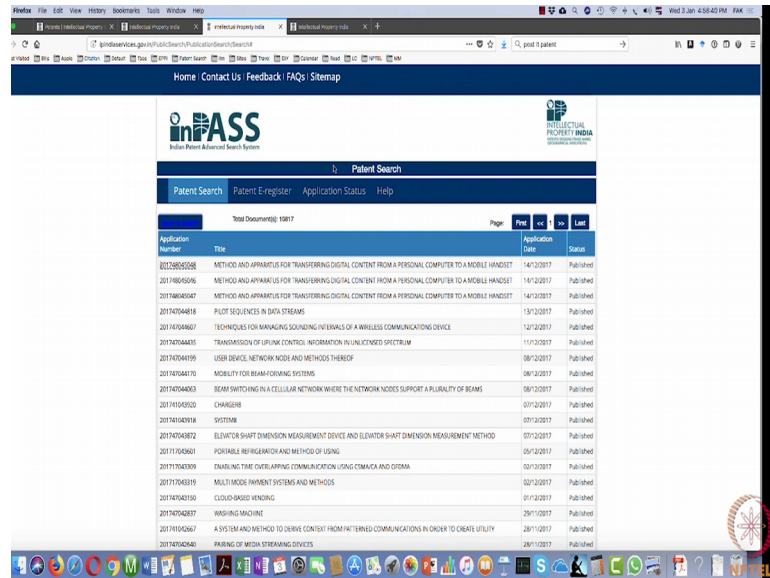
Now, if you click on this link; it will take you to a page which looks like this.

(Refer Slide Time: 01:08)



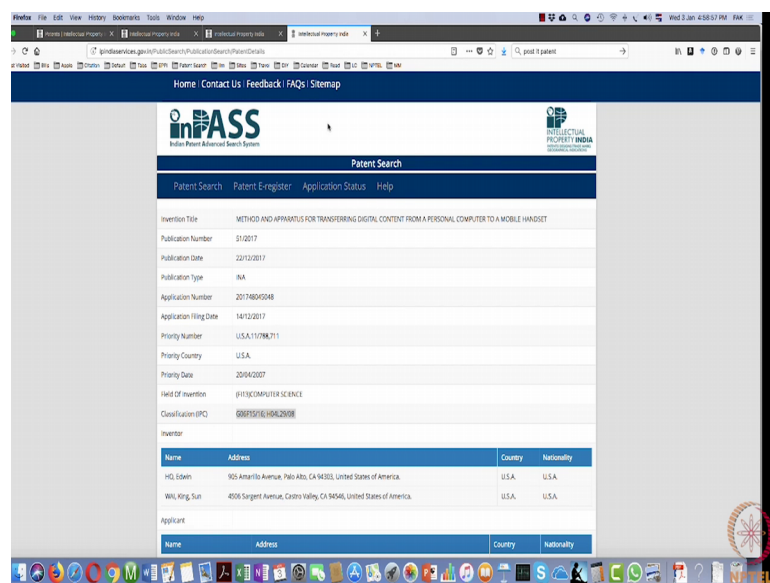
Here I have already entered the term under title you could choose multiple titles here, I have chosen the term computer and I enter the capture that figures here and when I search it takes me to the page which looks like this.

(Refer Slide Time: 01:23)



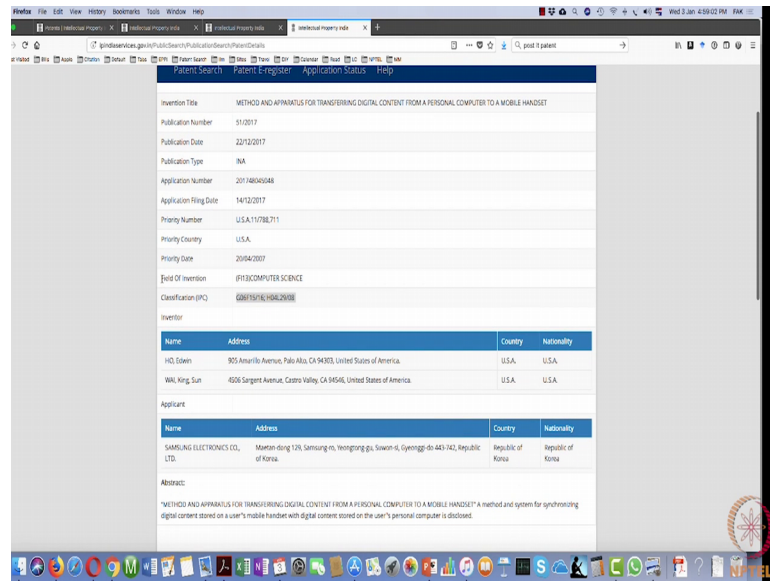
Now, here I am interested in the first application; a method an apparatus for transferring digital content from a personal computer to a mobile handset; when I click on this number it takes me to this page.

(Refer Slide Time: 01:40)



This page gives you some bibliographical data about the patent what is important here.

(Refer Slide Time: 01:45)



Is that there is a classification called the field of invention. The field of invention it is mentioned here as F113; F113 corresponds to the field of invention that is pertaining to computer science. This is an internal classification which the patent office uses; in fact, when you saw this page, there was no field which by which you could search by the field of invention it is; it is just an internal classification.

So, coming back to this the field of invention is a broad category which groups the various inventions so, that it is easier for the patent office to allot the work to examiners who will be examining the patent application. What is more important is the IPC classification

Now, the IPC classification for this invention comes under two categories; these are the two categories. Now the IPC classification is held by the wipo; the wipo has the description of all the various classifications and what those classifications are. You could search for codes and you will find what are the relevant classifications and the sub classifications in it.

So, a prior art search will be more effective; if the prior art search is done using the IPC codes. So, the field of invention as I mentioned is something that is important for you to mention at the beginning of the description of the background. And it is important for the patent office because the patent office classifies every invention based on the field.

(Refer Slide Time: 03:26)

Things to Note:

Invention advances the technology



Now, an invention advances the technology. So, it is essential for an invention to advance a technology and for that we have to look at the invention in a field of technology. So, the field of technology is what is also referred to as the background of the invention.

The background part refers to a field as well as to the technology. Now if you look at this application again you will find that there is a field of invention here.

(Refer Slide Time: 03:59)

The screenshot shows a patent document for Samsung Electronics Co., Ltd. The document is titled "METHOD AND APPARATUS FOR TRANSFERRING DIGITAL CONTENT FROM A PERSONAL COMPUTER TO A MOBILE HANDSET". The abstract describes a method and system for synchronizing digital content stored on a user's mobile handset with digital content stored on the user's personal computer. The document includes a "Complete Specification" section and a "Detail" table.

Detail	
APPLICATION NUMBER	2017404948
APPLICANT NAME	SAMSUNG ELECTRONICS CO., LTD.
DATE OF FILING	14/12/17 14:52:17
S.A.I.B.	ks@ksarbitr.com
ADDITIONAL E-MAIL ID	

Which says what the invention relates to and there is a separate heading called the background of invention. So, you could have them together as as it is being done in the United States or you could have them in separate classes as you can see it here. So, next we will look at prior art.